

COME MISURARE UNA FEDE NUZIALE


Per conoscere la misura del proprio dito/fede nuziale è importante sapere che:

Le misure qui indicate sono standard internazionali


- La misura media del dito anulare femminile è circa la 54/55, quella maschile è circa la 60/61.
- Le dita della mano destra hanno circa mezza misura in più rispetto a quelle della sinistra (per i mancini vale il contrario).

Dopo aver stampato questa pagina basta sovrapporre un proprio anello a quelli stilizzati sul foglio fino a trovare la forma combaciante ed apprenderne la relativa misura. Tra due misure simili è consigliabile scegliere quella più grande.


MISURA 47 MISURA 48 MISURA 49 MISURA 50 MISURA 51 MISURA 52 MISURA 53




ø 14,96 mm
circ. 47 mm




ø 15,27 mm
circ. 48 mm




ø 15,59 mm
circ. 49 mm




ø 15,91 mm
circ. 50 mm



ø 16,23 mm
circ. 51 mm

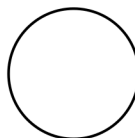


ø 16,55 mm
circ. 52 mm




ø 16,87 mm
circ. 53 mm


MISURA 54 MISURA 55 MISURA 56 MISURA 57 MISURA 58 MISURA 59 MISURA 60




ø 17,18 mm
circ. 54 mm




ø 17,50 mm
circ. 55 mm




ø 17,82 mm
circ. 56 mm




ø 18,14 mm
circ. 57 mm



ø 18,46 mm
circ. 58 mm




ø 18,78 mm
circ. 59 mm




ø 19,09 mm
circ. 60 mm


MISURA 61 MISURA 62 MISURA 63 MISURA 64 MISURA 65 MISURA 66 MISURA 67




ø 19,41 mm
circ. 61 mm




ø 19,73 mm
circ. 62 mm




ø 20,05 mm
circ. 63 mm



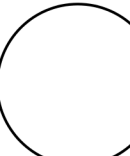
ø 20,37 mm
circ. 64 mm



ø 20,69 mm
circ. 65 mm




ø 21,00 mm
circ. 66 mm




ø 21,32 mm
circ. 67 mm

MISURA 68 MISURA 69 MISURA 70 MISURA 71 MISURA 72 MISURA 73



ø 21,69 mm
circ. 68 mm



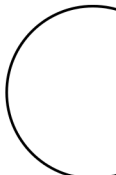
ø 21,96 mm
circ. 69 mm




ø 22,28 mm
circ. 70 mm



ø 22,60 mm
circ. 71 mm



ø 22,91 mm
circ. 72 mm



ø 23,23 mm
circ. 73 mm